

THE NEWSLETTER OF THE SOCIETAS INTERNATIONALIS ODONATOLOGICA
AND THE U.S. NATIONAL OFFICE

VOL. 20, NO. 2

Johnson City, Tennessee

September 1, 1991

**DRS. BELYSHEV AND HARITONOV
AWARDED THE THIRD AWARD OF THE
SIBERIAN SECTION OF THE USSR ACADEMY
OF SCIENCES FOR FUNDAMENTAL
RESEARCH**

Bastiaan Kiauta

S.I.O. Central Office, P.O. Box 256

3720 AG Bilthoven, THE NETHERLANDS

From the February (No. 7) issue of the Soviet weekly *Nauka v Sibiri* (= Science in Siberia) we gather the information that our two distinguished colleagues and S.I.O. members received the prestigious Soviet Award for their manuscript work titled "Biogeographic distribution of dragonflies and the principal stages in faunal genesis."

Boris Feodorovich is a Charter Member and a Member of Honour of the S.I.O. He is the author of 7 odonatological books, some of which he wrote jointly with Anatoliy Yurevich. They are the principal S.I.O. liaisons in the Asiatic part of the U.S.S.R., and the initiators of the U.S.S.R. odonatological symposia, the first of which took place in Novosibirsk (1986), the second in Dushanbe, Tadzhikistan (1989).

Heartfelt congratulations on behalf of the world odonatological community!

**SECOND NEOTROPICAL ODONATOLOGIST
MEETING: FIRST ANNOUNCEMENT**

Enrique Gonzalez Soriano

Instituto de Biologia, UNAM

Departamento de Zoologia, Apartado Postal 70-153

C.P. 04510, Mexico, D.F., MEXICO

The second Neotropical Odonatologist meeting will be held at *Los Tuxlas Field Station* (13-18 July 1992). It will include oral presentations, workshops on reproductive behavior and discussions on general topics of the Biology and Taxonomy of Tropical Odonata (not only neotropical). The goal of this meeting is to interchange ideas about projects on current and future research avenues on Tropical Odonata. During the meeting some collecting is programmed, but this is not the main goal of this gathering and this is NOT the equivalent to the North American Odonatologist Meeting. To those persons interested please try to contact me at the above address or with R. Novelo Gutierrez at Instituto de Ecologia A.C., km. 2.5 antigua carretera a Coatepec, Apartado Postal 63, 91000, Xalapa, Veracruz, MEXICO before 15 January 1992.

**FURTHER COMMENTS ON SUPPRESSION
OF THE YELLOW FEVER MOSQUITO
BY AUGMENTATIVE RELEASE
OF DRAGONFLY LARVAE**

Philip S. Corbet

I.C.A.P.B. (Zoology), West Mains Road
Edinburgh, EH9 3JT, UNITED KINGDOM

Further to my note in *SELYSIA* 20(1):3, it has come to my notice that not all readers of *SELYSIA* are aware of the unique significance of the work in question. In fact, it constitutes a milestone in three fields of endeavour: suppression of mosquitos that transmit disease to humans; biological control; and the practical use of dragonflies for human benefit. Odonatologists declare from time to time that the potential applied value of dragonflies should be publicized but they have been without convincing examples to illustrate this. The project carried out by Sebastian and his colleagues in Myanmar, and reported in the note referred to above, demonstrated without doubt that under appropriate conditions (which are encountered in other places beside Myanmar) dragonflies alone can be used to reduce vectors of major diseases to levels low enough to be acceptable by epidemiological standards.

In the hope that the significance of this work can be properly understood, I compare it here with previous attempts known to me to use dragonfly larvae to suppress mosquitoes (e.g. *ODONATOLOGICAL ABSTRACTS* 1863, 1875, 1910, 1912). Unlike previous attempts, the project in Myanmar:

- employed biological control by inundation (i.e. augmentative release) and not inoculation so that the conditions under which it can be repeated or modified are known precisely;
- was monitored throughout, by methods of assay accepted as standard by medical entomologists; and
- was an unequivocal success, suppressing the target pest to acceptable levels throughout the season when it constituted a threat to public health.

The close documentation of this project and its outstanding success make it the first successful demonstration that dragonflies can be used, on their own, to achieve a major applied objective. It is also, so far, the only such demonstration and, partly because of the situation obtaining in Myanmar, is unlikely to be duplicated for a considerable time. As odonatologists, wishing to raise the profile of our favourite insects, we should lose no opportunity to promote and publicize a piece of work that so clearly aids our cause. It provides, in a convenient form, exactly the kind of ammunition we need, and we should use it for all it is worth.

SELYSIA
A Newsletter of Odonatology

Edited by
Dan M. Johnson
Department of Biological Sciences
East Tennessee State University
Johnson City, Tennessee 37614 USA

This newsletter is designed to disseminate facts and news about the activities of Odonatologists and Odonatology. It is not intended as a journal nor an organ for the publication of articles or technical papers. The name is based upon that of the "Father of Odonatology," Baron Edmond de Selys Longchamps.

SELYSIA was founded in 1963 by Dr. B. Elwood Montgomery at Purdue University, and edited from 1970-1986 by Dr. Minter J. Westfall, Jr., at the University of Florida. With V. 13, #1 (1 March 1984) it was recognized as the official newsletter of the Societas Internationalis Odonatologica as well as the U.S. National Office of S.I.O.

SELYSIA is issued semi-annually, 1 March and 1 September. Items submitted should reach the editor no later than one month before publication date.

This newsletter is produced as a public service of the Department of Biological Sciences, East Tennessee State University.

East Tennessee State University is fully in accord with the belief that educational and employment opportunities should be available to all eligible persons without regard to age, sex, color, race, religion, national origin or handicap. Printed by East Tennessee State University Press. TBR 220-010-91 .7M

PH.D. AWARDS TO S.I.O. MEMBERS NOTED

Bastiaan Kiauta

S.I.O. Central Office, P.O. Box 256

3720 AG Bilthoven, THE NETHERLANDS

Between January 1 and June 1, 1991, the Editor of *ODONATOLOGICAL ABSTRACTS* has received the following odonotological doctoral dissertations from the S.I.O. membership:

- Bonet Betoret, Carlos.** 1990. Contribucion al estudio de los odonatos adultos de la provincia di Valencia. Universidad de Valencia, Valencia, Spain. viii + 467 pp.
- Haritonov, Anatoliy Yurevich.** 1991. Holarctic odonate fauna and the ecological parameters in the biogeographic distribution of dragonflies. [in Russian] M.V. Lomonosov State University, Moscow, U.S.S.R. 331 pp. +139 pp. appendices. (Commercially available abridged edition: iv + 34 pp.)
- Khaliq, Abdul.** 1990. Taxonomic studies on Zygoptera (Odonata) of Pakistan. University of Agriculture, Faisalabad, Pakistan. xx + 125 pp.
- Soeffing, Kurt.** 1990. Verhaltensökologie der Libelle *Leucorrhinia rubicunda* (L.) (Odonata: Libellulidae) unter besonderer Berücksichtigung nahrungsökologischer Aspekte. Universität Hamburg, Hamburg, Germany. viii + 182 pp.
- Sternberg, Klaus.** 1990. Autökologie von sechs Libellenarten der Moore and Hochmoore des Schwarzwaldes und Ursachen ihrer Moorbindung. Albert-Ludwigs Universität, Freiburg, Germany. viii + 431 pp.
- Wegmuller, Robert.** 1990. Zur Naturschutzproblematik von Feuchtgebieten im intensiv genutzten Kulturräum, dargestellt am Beispiel der Libellen de Grossen Mooses" [Bern, Switzerland]. Universität Bern, Bern, Switzerland. iv + 82 pp., appendages 1 & 2 excl. [A summary was published in *Mitt. schweiz. ent. Ges.* 63:5-23.]

Cordial congratulations, and we hope to be able to read some of the results of your research on the pages of the forthcoming issues of *ODONATOLOGICA*.

LATVIAN ODONATOLOGISTS REQUEST EXCHANGES

Stanislaw Gorb
Department of Insect Physiology
Schmalhausen Institute of Zoology
Lenin str. 15, Kiev, 252001, USSR

An Odonatological Section of the *Latvian Entomological Society* was founded in 1989 [see *SELYSIA* 19(2):16]. The Section includes 11 members from Baltic Republics, Russia, Byelorussia, Ukraine, M. Asia, and Siberia. We publish an annual journal *Latviasentomologs* which contains many odonotological articles. We urgently need world scientific odonotological information, and would like to propose cooperation with interested readers of *SELYSIA*. Anyone interested in receiving our publications, exchanging reprints of papers, exchanging collections, or collaborating of joint articles should contact me at the address above.

FOUNDATION OF THE FRENCH SOCIETY OF ODONATOLOGY

Bastiaan Kiauta

S.I.O. Central Office, P.O. Box 256

3720 AG Bilthoven, THE NETHERLANDS

The Charter meeting of the *Societe francaise d'Odonatologie* (S.F.O.) took place on April 6, 1991, at Bois d'Arcy, upon the initiative of our colleague, Monsieur Jean-Louis Dommanget (7 rue Lamartine, F-78390 Bois d'Arcy, France). A brief report was published in *MARTINIA* 7(1):1-2 (1991). The following are the officers of the Executive Committee: J.-L. Dommanget (President & Treasurer-General), C. Brunel (Secretary-General), A.-J. Francez, P. Machet and F. Boudier.

Jean-Louis is the author of the first modern field guide of European dragonflies (1985, *Guide des libellules d'Europe et d'Afrique du Nord*, Delachaux & Niestle, Neuchatel-Paris), which, apparently, is the first odonotological book that appeared so far in four languages, viz. French, English (1986), Spanish (1987) and Italian (1990)! He also is the founder of the French odonotological quarterly *MARTINIA*, which commenced publication in 1985, and is now in its 7th volume.

DRAGONFLY EXHIBIT IN ALGERIA

Boudjema Samraoui

4 rue Hassi-Beida, Annaba, ALGERIA

[brochure translation and wording by B. Kiauta]

I have organized a dragonfly exhibit at the *Centre Culturel Francais*, Annaba. It opened June 24 through July 10, 1991, and it was set up in collaboration with the Department of Animal Ecology of the *University of Annaba*.

The exhibit displayed photographs and specimens of the locally common species, and of those endemic to Northern Africa. The odonate fauna of Sahara was emphasized, the odonate life history was shown, and there was some material on Annaba dragonfly habitats and on dragonfly conservation.

In the framework of the exhibit, Mr. Slim Benyacoub and Dr. Boudjema Samraoui presented a dragonfly slide programme on June 25, with a field trip to some dragonfly habitats scheduled for June 26.

This was the first "public gathering-cum-exhibit" on dragonflies both on the African Continent and in the Arab World.

DRAGONFLY CLASSES

Sidney W. Dunkle

International Odonata Research Institute
1911 SW 34 St., Gainesville, FL 32608, USA

The *Sierra Club*, the local Community College, and I cooperated to produce a Saturday morning community education class on Odonata. This was the idea of Bruce Ferguson of the *Sierra Club*, which sponsored a series of four such Saturday nature classes. For the dragonfly class, each of the nine participants paid \$10, half of which went to the *Sierra Club* for conservation purposes, and half went to *Santa Fe Community College*. Both of these were worthy causes. However next time maybe the *I.O.R.I.* can take a cut of the cash, because it too is a worthy cause!

The time allotted for the class was 9 AM - 12 PM. I met the class with a small box of demonstration specimens, including the largest and smallest odonates in several categories: Florida dragonflies, Florida damselflies, dragonflies of the world, and damselflies of the world. Also included were some specimens of unusual shape (e.g. *Gomphus dilatatus*) or coloration (e.g. *Somatochlora metallica*). I then gave a slide show which had a paper hand-out to go along with it. The photographs and handout included the differences between dragonflies and damselflies, the characteristics of the 10 families of Florida Odonata, and the field identification of some common local odonates. I used English names throughout because I believe scientific names would have been too difficult for the students to remember in such a short time, but both scientific and English names were given on the handout.

After the indoor activities (which could be expanded in case of bad weather) we took a walk around two nearby but ecologically different ponds and observed a number of odonates in the wild. We had several aerial nets, and some students enjoyed catching, or trying to catch, the wily insects. Those caught were placed in cellophane envelopes for everyone to see, then released. I also brought along the aquatic net with which we collected some larvae. The larvae were held in water in a clear glass jar for everyone to admire, then released. In addition, we found a number of exuviae.

I believe the class was a success, advancing the causes of education, nature appreciation, and conservation. Many of the readers of this article could do something similar in their locality. I will be happy to send a copy of the handout I used to anyone who requests it.

SWISS RADIO BROADCAST ON F. RIS (1867-1931)

Bastiaan Kiauta & Marianne Kiauta
S.I.O. Central Office, P.O. Box 256

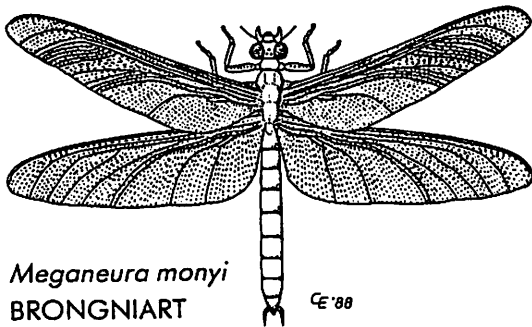
3720 AG Bilthoven, THE NETHERLANDS

The Swiss DRS-1 radio channel brought recently an unusually interesting program, of more than one hour, on the work of F. Ris, presented by Dr. Heiri Schiess and Mrs. Corina Schiess-Buhler.

From June 18, 1917 to January 17, 1931 the great Swiss odonatologist kept a detailed diary of his entomological trips in Switzerland, covering his visits to almost 200 localities and regions, with meticulously precise field notes, annotated lists of collected and/or sighted species, and descriptions of the localities and habitats. The diary is kept in the *Natural History Museum* of Schaffhausen, Switzerland, from where xerox copies or microfilms can be obtained. (His world odonatological collection is in the *Senckenberg Museum*, Frankfurt/M., Germany).

In their program Heiri (S.I.O. member) and his wife outlined the importance of Ris's entomological achievements, emphasizing his outstanding contribution to world odonatology, and then turned to his homestead entomological activities as reflected in his diaries, tracing the changes, both in habitat structure and in species composition and abundance, that have taken place in the 60-70 years that have elapsed since Ris's visits to the selected spots. The original diary texts were read by professional speakers and compared with the situation encountered at the same localities recently, with the objective of pointing out the often disastrous decline of the fauna and habitat quality.

Dr. Ris was interested in several insect orders; therefore, understandably, dragonflies formed but a fraction of the broadcast. Even so, this was an exceptionally well presented profile of the great odonatologist, certainly unique in its approach. Copies of the tape (in German) are commercially available from the Swiss Broadcasting Corporation (CH-3000 Bern-15, Switzerland), with reference to the "Doppelpunkt" broadcast on DRS-1 of May 12, 1991, titled "Eigentlich sollte der Artenschwund nicht nur Schmetterlingssammler beunruhigen."



Meganeura monyi
BRONGNIART
Rekonstruktion in
Anlehnung an
A. HANDLIRSCH 1925

CONSTRUCTION DESIGN FOR A MODEL OF MEGANEURA MONYI

Bastiaan Kiauta

S.I.O. Central Office, P.O. Box 256
3720 AG Bilthoven, THE NETHERLANDS

Under the title "*Meganeura Riesen-Urlibelle*" the *Ruhrland Museum* in Essen (Goethestr. 41, D-4300 Essen-1, Germany) published (1988) a cut-out for construction of a model of this largest Carboniferous dragonfly (2 sheets, 21 X 30 cm, with additional general information on the insect). The model, worked out by Dr. C. Errenst, is based on the classical reconstruction (1925) by A. Handlirsch, and the design is available from the Museum, at DM 4.50, postage extra.

Recently, several descriptions of various *Meganeura* models, constructed for museum purposes, have been published. The most famous is probably that in the *Natural History Museum* of Brno, Czechoslovakia, a brief description of which was published by M. Latzmann in the *Quarterly of the Young Entomologists' Society* 6(4):18-19 (1989, in English), and a more detailed, illustrated account of which, by M. Latzmann & J. Riha, has appeared in *Veda & Zivot* 89(8):52-53 (1989, in Czech).

ROB CANNINGS AT GUELPH

Robert A. Cannings
Department of Environmental Biology
University of Guelph
Guelph, Ontario N1G 2W1, CANADA

I am taking a two-year educational leave from the *Royal British Columbia Museum*. I am going to the *University of Guelph* to study the systematics of *Lasiopogon* (Asilidae). This is for my Ph.D. I'm still plugging away at various odonatological projects, however. My colleagues may be assured that I have not abandoned dragonflies altogether!

WESTERN U.S. AQUATIC MACROINVERTEBRATES: SUMMARY OF LITERATURE AVAILABLE

William H. Clark
Idaho Department of Health and Welfare
Division of Environmental Quality
Water Quality Bureau
1410 N. Hilton St., Boise, ID 83720, USA

Readers of *SELYSIA*, particularly those in the Western U.S.A., may be interested in a publication I have recently prepared in collaboration with O.J. Smith (*College of Idaho*), "Literature pertaining to the identification and distribution of aquatic macroinvertebrates of the western U.S. with emphasis on Idaho." This 64 page booklet lists more than 500 major references, including 36 specifically about Odonata. It is available at no charge, while supplies last, from me at the address above.


FROM THE EDITOR'S DESK

NEW RODERICK DUNN PRINTS AVAILABLE

From a very complimentary review [Gardiner, B. 1991. *Bulletin of the Amateur Entomologists' Society* 50(375):93-94] sent by Bastiaan Kiauta, we learn that *British Dragonflies*, a second series of four signed colour prints (34 x 29 cms) by Roderick Dunn, are now available in a limited edition of only 100. The dragonflies depicted are *Calopteryx virgo*, *Libellula depressa*, *Coenagrion hastulatum* and *Aeshna juncea*. They may be obtained direct from R. Dunn, 4 Peakland View, Darley Dale, Matlock, Derbyshire DE4 2GF, United Kingdom. Price L 32.00 post free.

ITEMS OF INTEREST FROM ARGIA

Readers of *SELYSIA* who are not members of the *Dragonfly Society of America* may be interested in the following items gleaned from the pages of Volume 3 of its publication *ARGIA*. 1) Officers of D.S.A. for 1991-92 are President Thomas W. (Nick) Donnelly, President-Elect George L. Harp, Vice-Presidents Robert A. Cannings, Rodolfo Novelo-G., and Minter J. Westfall, Jr., Secretary Sidney W. Dunkle, Treasurer Jerrell J. Daigle; Carl Cook remains the Editor in Chief. 2) Nick Donnelly is soliciting contributions for a new journal, *Bulletins of American Odonatology*, which he intends to begin publishing on behalf of D.S.A. as soon as he has 3-4 contributions. The primary purpose of the journal will be compilation of regional faunal information, but he is also considering other types of contributions including regional handbooks, discussion of taxonomy of problem groups, etc. 3) Rosser W. Garrison has published "A synonymic list of the New World Odonata" that fills all 30 pages of *ARGIA* 3(2). To avoid missing details of these and other items, you may wish to join D.S.A. by sending \$3 per year to *Dragonfly Society of America*, 469 Crailhope Road, Center KY 42214, USA.




DRAGONFLY ON FINNISH COIN

A Finnish newspaper article sent to Bastiaan Kiauta by Matti Hamalainen announces that a new FM 5.- coin, designed by Antti Neuvonen and dated 1993, includes a dragonfly on a water lily leaf. It is scheduled for advance circulation in 1992, relative to the 75th anniversary of Finnish independence.

DRAGONFLIES ON GERMAN STAMPS

An envelope sent to me by Bernd Trockur in August 1991 carried two beautiful stamps with illustrations of *Libellula depressa* (50) and *Aeshna viridis* (100). Would someone in Germany please send more information about these stamps? Are there others in the series? Who designed the illustrations? How could *SELYSIA* readers request stamps? I'd like to add such information to Nick Prendergast's 1988 list of Odonata Stamps [see *SELYSIA* 17(2):14] which is still available upon request from Dan M. Johnson, Biological Sciences, E.T.S.U., Johnson City, TN 37614, U.S.A..



ODONATE ECOLOGY AT NABS 1992

The response to my call for papers [*SELYSIA* 20(1):4] suggests that we will have a very strong "special session" devoted to "Odonate Ecology" at the annual meeting of the *North American Benthological Society* in Louisville, Kentucky, USA, 26-29 May 1992. There will also be a coordinated set of poster presentations featuring dragonfly research. Potential participants who have indicated an interest in attending include Brad Anholt, Rob Baker, Ola Fincke, Susan Heady, Mark McPeck, Clay Runck, David Thompson, Josh Van Buskirk, and Scott Wissinger. I'll be contacting these and some others with details (and deadlines!) in September; please let me know right away if you'd like to be involved.

SELYSIA READERS' SURVEY

I have not been deluged with suggestions, criticisms, or news in response to my recent request [*SELYSIA* 19(2):17]. There was a good response to the mail-back ballot concerning proposed changes in S.I.O. By-laws enclosed with *SELYSIA* 20(1); by the way, all passed overwhelmingly — I expect the details will be announced with minutes of the Trevi Business Meeting.

Therefore, I have created a survey designed to solicit readers' ideas concerning the future of *SELYSIA*. It is enclosed with this issue. Please take a little time to complete it and mail it to me. Thank you.